


Home Comfort Group



BOSCH

Bosch Climate 5000 Ductless Systems

Save space in your home with compact,
energy efficient Bosch mini-splits



A Single Solution to Heat or Cool Your Home

Bosch Climate 5000 Series

The Bosch Climate 5000 Ductless Series provides simple installation, maintenance, and cleaning. Shorter service times and high quality mean minimizing money spent while maximizing comfort and peace-of-mind. The Climate 5000 System utilizes a combination of efficient technologies to achieve up to a 27.4 SEER2 rating, reducing electricity usage and potentially lowering your electric bill.⁽¹⁾

Features

- ▶ 100% heating capacity down to -5°F, for Max Performance depending on configuration
- ▶ No additional accessory needed for Low Ambient Cooling operation down to -22°F with MAX Performance System (Maximum 107% Cooling capacity at -22°F)
- ▶ Whisper quiet: ODU as low as 53 dB, IDU as low as 23 dB⁽²⁾
- ▶ Multi-zone systems capable for one zone or up-to six zones
- ▶ Intelligent Eye for Wall-Mounted & Cassettes⁽³⁾
- ▶ Factory installed base pan heater for all ODU models
- ▶ Built in condensate (lift) pump for Ducted, 1 Way & 4 Way Cassettes
- ▶ Built in A2L sensor for All Indoor units
- ▶ 10-year compressor & 10 year parts residential warranty[§]
- ▶ Compatible with the Bosch Connected Control Wi-Fi Thermostat⁽⁴⁾

OPERATING RANGE CHART

	Regular	MAX Performance	Light Commercial
Single Zone: 9K, 12K, 18K, 24K Multi Zone: 18K, 27K, 36K, 48K	Heating: -13°F - 75°F Cooling: -13°F - 122°F	Heating: -22°F - 75°F Cooling: -22°F - 122°F	-
Single Zone: 30K, 36K Wall Mounted only	Heating: -13°F - 75°F Cooling: -13°F - 122°F	-	-
Single Zone: 36K, 48K, 60K 36K & 48K 4WCST & Ducted only 60K Ducted only	-	-	Heating: -13°F - 75°F Cooling: -13°F - 122°F



(1) Compared to 14.3 SEER2 wall-mounted systems. (2) With Silent mode. (3) Feature is only available on Generation 3 and 4 single zone system only (4) Product sold separately & additional accessory required. §10 years parts residential warrant requires registration. Please go to www.bosch-homecomfort.us for full limited warranty details.

Why Bosch Ductless Systems?

High Efficiency, Whisper Quiet, and Easy-to-Use Systems

Our ENERGY STAR rated systems provide high-efficiency comfort up to 27.4 SEER2 (the EPA minimum requirement for ductless systems is 15.2 EER2 and can potentially lower energy costs by utilizing advanced, energy-saving inverter drive technology. The Climate 5000 delivers consistent temperature and humidity levels throughout your space by making automatic adjustments to meet your needs. Best of all, it does all of this at sound levels as low as 23 dBA.




How Does a Ductless System Work?

In cooling mode during warm or summer months, the system efficiently moves heat from inside the inside to the outdoors. Conversely, in heating mode during cold or winter months, the units utilize refrigerant, which is naturally colder than outdoor temperatures, to absorb heat from the outside and transfer it to inside the inside. This makes for easy and energy-conscious heating and cooling all year long.




No Space? No Problem!

Designed for an easy installation plus has the flexibility to fit virtually anywhere. No ductwork required means no messy renovations and makes our systems the ideal solution to a variety of installation challenges. The condenser is conveniently located outdoors, while up to six air handlers can be placed inconspicuously indoors.



Save Energy Automatically with Intelligent Eye

No need to run the A/C or heat at full blast when nobody is around. That is where the Intelligent Eye feature comes in to play. Using infrared technology, the Intelligent Eye can sense if people are inside the room. If the room is empty, Intelligent Eye will automatically ease off of the compressor speed, saving you energy.



Indoor Air Quality, Maintenance, and Cleaning

The multi-part filter refreshes and cleans the circulating air by reducing odors, and dust, while providing the peace-of-mind that you and your family are breathing easy. Our filters and components create a sifting net in order to provide fresh breathable air. Our system also comes equipped with a Self Cleaning Mode to help remove additional particles internally as well as moisture via our water-wicking blue fin technology.




Limited Residential Warranty[§]

With the limited residential warranty, you receive peace of mind knowing that the compressor is covered by a 10-year warranty and other parts for 10 years. This standard offering covers all components incorporated into the units at the time of manufacture. Unless otherwise stated, other components or parts that are purchased from Bosch and installed in the field have a 1-year replacement parts warranty.




[§]10 years parts residential warrant requires registration. Please go to www.bosch-homecomfort.us for full limited warranty details.

Single & Multi Zone Systems



Single Zone Systems

- ▶ An excellent alternative to traditional HVAC systems where the focus is on individual rooms and living spaces rather than a central system's "one-size-fits-all" approach.
- ▶ An ENERGY STAR, highly-efficient, quiet, single room application keeps energy bills low due to only heating and cooling one room when needed.
- ▶ Common applications: individual rooms, studio apartments, additions, enclosed patios, restaurant, office space, mechanical / server rooms, or single rooms without space for ductwork.




Multi Zone Systems

- ▶ Create total comfort throughout the whole house in the rooms you use the most.
- ▶ Independent operation of each room with its own thermostat - set a comfortable temperature in each room.
- ▶ One outdoor unit can be combined with up to six indoor units with both the Regular system and Max performance system for maximum cost and space savings.
- ▶ Common applications: entire home, multiple rooms within a 1-3 story home that are used the most.

Bosch *MAX* Performance

Bosch MAX Performance systems provide comfortable and optimal indoor heating in cold-climate conditions even when outdoor temperatures drop down to -22°F. Best of all, no additional accessories are required for the system to work in low ambient temperature in both heating and cooling operation. Bosch MAX Performance systems will produce 100% heating capacity even at -5°F.⁽⁶⁾ Available in four indoor types: Wall Mounted, 4-Way Cassette, 1-Way Cassette and Ducted.

Enjoy a warm space this winter season with lower energy costs by utilizing advanced, energy-saving inverter drive technology. Bosch MAX Performance systems deliver consistent temperature and humidity levels throughout the desired space by making automatic adjustments to meet your needs.



Heating
in the Winter



Cooling
in the Summer



A Highly Efficient Heating & Cooling Split System



A

Bosch ODU*

The robust Bosch Climate 5000 System is available in both single and multi zones which utilizes just the right amount of energy to achieve ultimate comfort and maximum efficiency while keeping sound levels to a minimum. The Climate 5000 Series provides simple installation, maintenance, and cleaning. Shorter service times and high quality mean minimizing money spent while maximizing comfort and peace-of-mind. The Climate 5000 System utilizes a combination of efficient technologies to achieve up to a 27.4 SEER2 rating, reducing electricity usage and potentially lowering your electric bill.



B

Wall Mounted IDU*


Redesigned sleek and modern looking Wall Mounted indoor unit can be easily installed with minimum required maintenance. Self-cleaning function is available with Single Zone systems. Now includes intelligent eye to improve your comfort level.



C

Cassette IDU*

4-Way Cassette indoor unit can be used with both open concept or drop down ceilings, and comes equipped with a built-in condensate lift pump. Minimal maintenance is required and self-cleaning function is available with Single Zone systems for 9K, 12K and 18K BTUs in available sizes of 2'X2' or 24K, 36K and 48K BTUs in 3'X3' sizes.



D

One Way Cassette IDU*

When aesthetics matter, opt for the compact one-way Cassette indoor unit, which comes equipped with a built-in condensate lift pump. This unit can be installed by using fit in or hang up from the ceiling. The adjustable suspension line panel makes for easy maintenance (filter cleaning).



E

Ducted IDU*

Ducted IDU requires only little duct work and is available for medium static pressure applications, and comes equipped with a built-in condensate lift pump. Self-cleaning function is available with Single Zone system for 9K - 24K Btu models.



Systems & Part Numbers Single Zone






































AHRI PERFORMANCE DATA - SINGLE ZONE														
CATEGORY	AHRI #	IDU TYPE	IDU MODEL	ODU MODEL	COOLING CAPACITY			HEATING CAPACITY					Energy Star	Energy Star Cold Climate
					BTU/H	EER ⁶	SEER ⁷	BTU/H	COP 47°F	COP 5°F	HSPF2 IV ⁸	HSPF2 V		
SINGLE ZONE REGULAR (115V)	215223293	Wall Mount	BMS500-AAS012-0AHWXD	BMS500-AAS012-0CSXRD	12000	13.0	23.4	12000	3.70	2.33	9.5	7.0	Yes	No
SINGLE ZONE REGULAR	215871204	Wall Mount	BMS500-AAU006-1AHWXD	BMS500-AAS009-1CSXRD	9000	14.9	26.0	10000	4.60	2.36	12.5	10.0	Yes	Yes
	215223294	Wall Mount	BMS500-AAU009-1AHWXD	BMS500-AAS009-1CSXRD	9000	14.9	25.8	10000	3.90	2.36	12.5	9.2	Yes	Yes
	215223298	Wall Mount	BMS500-AAU012-1AHWXD	BMS500-AAS012-1CSXRD	12000	13.0	25.5	12000	3.90	2.30	10.6	8.0	Yes	Yes
	215223302	Wall Mount	BMS500-AAU018-1AHWXD	BMS500-AAS018-1CSXRD	18000	12.7	23.5	18000	3.50	2.10	10.8	8.0	Yes	Yes
	215223306	Wall Mount	BMS500-AAU024-1AHWXD	BMS500-AAS024-1CSXRD	24000	14.0	23.0	25000	3.96	2.54	11.7	8.7	Yes	Yes
	215223309	Wall Mount	BMS500-AAU030-1AHWXD	BMS500-AAS030-1CSXRD	30000	12.0	20.5	30000	3.08	2.03	9.5	7.2	Yes	No
	215223310	Wall Mount	BMS500-AAU036-1AHWXD	BMS500-AAS036-1CSXRD	36000	8.6	19.0	36000	2.85	1.90	8.5	6.6	No	No
	215223295	1W-Cassette	BMS500-AAU009-1AHZXD	BMS500-AAS009-1CSXRD	9000	14.4	22.1	11000	3.20	2.18	11.8	9.0	Yes	Yes
	215223299	1W-Cassette	BMS500-AAU012-1AHZXD	BMS500-AAS012-1CSXRD	12000	12.3	22.1	12000	3.40	2.48	10.0	7.8	Yes	Yes
	215223303	1W-Cassette	BMS500-AAU018-1AHZXD	BMS500-AAS018-1CSXRD	18000	12.5	22.2	18000	3.30	2.24	12.2	8.6	Yes	Yes
	215223296	4W-Cassette	BMS500-AAU009-1AHCXD	BMS500-AAS009-1CSXRD	9000	14.3	21.6	10000	4.00	2.17	11.3	8.8	Yes	Yes
	215223300	4W-Cassette	BMS500-AAU012-1AHCXD	BMS500-AAS012-1CSXRD	12000	12.5	21.1	12000	3.55	2.40	10.4	7.9	Yes	Yes
	215223304	4W-Cassette	BMS500-AAU018-1AHCXD	BMS500-AAS018-1CSXRD	16800	12.5	20.7	18000	3.36	2.20	11.4	8.5	Yes	Yes
	215223307	4W-Cassette	BMS500-AAU024-1AHCXD	BMS500-AAS024-1CSXRD	24000	12.0	22.0	25000	3.20	2.30	10.5	8.1	Yes	Yes
	215223311	4W-Cassette	BMS500-AAU036-1AHCXD	BMS500-AAS036-1CSXLD	36000	9.6	20.0	38000	3.31	2.20	10.3	8.8	Yes	Yes
	215223313	4W-Cassette	BMS500-AAU048-1AHCXD	BMS500-AAS048-1CSXLD	48000	9.5	19.0	50000	2.96	2.11	9.9	8.8	No	Yes
	215223297	Ducted	BMS500-AAU009-1AHDXD	BMS500-AAS009-1CSXRD	9000	12.8	19.5	10000	3.66	2.25	11.0	8.8	Yes	Yes
	215223301	Ducted	BMS500-AAU012-1AHDXD	BMS500-AAS012-1CSXRD	11500	11.7	19.0	12000	3.42	2.25	10.2	8.0	Yes	Yes
	215223305	Ducted	BMS500-AAU018-1AHDXD	BMS500-AAS018-1CSXRD	17000	12.5	20.0	20000	3.47	2.20	10.5	8.2	Yes	Yes
	215223308	Ducted	BMS500-AAU024-1AHDXD	BMS500-AAS024-1CSXRD	24000	12.5	19.0	25000	3.64	2.30	11.0	8.5	Yes	Yes
215223312	Ducted	BMS500-AAU036-1AHDXD	BMS500-AAS036-1CSXLD	36000	10.1	18.7	40000	3.70	2.10	10.2	7.8	No	No	
215223314	Ducted	BMS500-AAU048-1AHDXD	BMS500-AAS048-1CSXLD	48000	10.0	17.1	50000	3.49	2.00	9.8	7.7	Yes	Yes	
SINGLE ZONE MAX PERFORMANCE	215223315	Ducted	BMS500-AAU060-1AHDXD	BMS500-AAS060-1CSXLD	58000	10.0	17.0	60000	3.70	2.20	9.7	7.6	Yes	No
	215223278	Wall Mount	BMS500-AAU009-1AHWXD	BMS500-AAS009-1CSXHD	9000	15.2	27.4	12000	3.76	1.80	12.5	9.5	Yes	Yes
	215223282	Wall Mount	BMS500-AAU012-1AHWXD	BMS500-AAS012-1CSXHD	12000	13.4	25.4	12000	3.76	1.80	10.5	8.0	Yes	Yes
	215223286	Wall Mount	BMS500-AAU018-1AHWXD	BMS500-AAS018-1CSXHD	18000	12.5	21.4	18000	3.26	1.92	11.0	8.5	Yes	Yes
	215223290	Wall Mount	BMS500-AAU024-1AHWXD	BMS500-AAS024-1CSXHD	24000	13.0	21.0	29000	3.42	2.34	13.5	9.8	Yes	Yes
	215223279	1W-Cassette	BMS500-AAU009-1AHZXD	BMS500-AAS009-1CSXHD	9000	14.6	24.0	10900	3.71	1.83	12.1	9.5	Yes	Yes
	215223283	1W-Cassette	BMS500-AAU012-1AHZXD	BMS500-AAS012-1CSXHD	12000	13.0	23.0	12500	3.56	2.00	10.0	10.0	Yes	Yes
	215223287	1W-Cassette	BMS500-AAU018-1AHZXD	BMS500-AAS018-1CSXHD	16700	12.5	20.6	20000	3.01	1.89	12.2	9.2	Yes	Yes
	215223280	4W-Cassette	BMS500-AAU009-1AHCXD	BMS500-AAS009-1CSXHD	9000	14.0	22.6	10000	4.00	1.84	12.1	9.3	Yes	Yes
	215223284	4W-Cassette	BMS500-AAU012-1AHCXD	BMS500-AAS012-1CSXHD	12000	12.5	22.2	12000	3.70	2.00	11.6	8.9	Yes	Yes
	215223288	4W-Cassette	BMS500-AAU018-1AHCXD	BMS500-AAS018-1CSXHD	16000	12.5	20.0	19000	3.18	1.90	12.3	9.5	Yes	Yes
	215223292	4W-Cassette	BMS500-AAU024-1AHCXD	BMS500-AAS024-1CSXHD	23500	12.0	20.7	25000	3.54	2.23	11.6	9.2	Yes	Yes
	215223281	Ducted	BMS500-AAU009-1AHDXD	BMS500-AAS009-1CSXHD	9000	13.4	21.4	10000	3.53	1.89	12.5	9.7	Yes	Yes
	215223285	Ducted	BMS500-AAU012-1AHDXD	BMS500-AAS012-1CSXHD	12000	12.0	20.0	12500	3.39	1.90	10.0	8.0	Yes	Yes
	215223289	Ducted	BMS500-AAU018-1AHDXD	BMS500-AAS018-1CSXHD	17000	12.0	18.0	19000	3.37	2.00	10.5	9.0	Yes	Yes
	215223291	Ducted	BMS500-AAU024-1AHDXD	BMS500-AAS024-1CSXHD	24000	12.0	19.0	26000	4.01	2.18	11.7	9.3	Yes	Yes

(6) Energy Efficiency Ratio 2; Certified per AHRI 210/240. (7) Seasonal Energy Efficiency Ratio 2; Certified (8) HSPF2 = Heating Seasonal Performance Factor; Certified per AHRI 210/240. Note: Always check the rating plate for electrical data on the unit being installed. The listed data is for reference only. Please consult www.bosch-homecomfort.us for further details. per AHRI 210/240

Order Information Single Zone

		SINGLE ZONE 115 VOLT SYSTEM	
		BTU/H	12K
ODU TYPE (PART NUMBER)	115V		
		8-733-962-671	
IDU TYPE (PART NUMBER)	Wall Mounted		
		8-733-962-670	

			SINGLE ZONE SYSTEMS										
			BTU/H	9K	9K	12K	18K	24K	30K	36K	48K	60K	
ODU TYPE (CONDENSER) (PART NUMBER)	Regular	Universal											
			8-733-962-684		8-733-962-684		8-733-962-685		8-733-962-686		8-733-962-687		
	MAX Performance	Universal											
			8-733-962-688		8-733-962-689		8-733-962-690		8-733-962-691				
Light Commercial	Wall Mount Only												
								8-733-962-678		8-733-962-680			
Cassette / Ducted Only													
										8-733-962-692		8-733-962-693	
												8-733-962-694	

		BTU/H	6K	9K	12K	18K	24K	30K	36K	48K	60K		
IDU TYPE (AIR HANDLER) (PART NUMBER)	Wall Mounted												
		8-733-962-676		8-733-962-672		8-733-962-673		8-733-962-674		8-733-962-675		8-733-962-677	
	One Way Cassette												
		8-733-962-666		8-733-962-667		8-733-962-668							
	Four - Way Cassette* (2 X 2)												
8-733-962-716		8-733-962-717		8-733-962-718									
Four - Way Cassette* (3 X 3)													
							8-733-962-681		8-733-962-682		8-733-962-683		
Medium Static Ducted													
	8-733-962-709		8-733-962-710		8-733-962-711		8-733-962-712		8-733-962-713		8-733-962-714		
												8-733-962-715	









*4 Way Cassette decorative grille should be purchased separately



















Systems & Part Numbers Multi Zone



AHRI PERFORMANCE DATA - MULTI ZONE													
	AHRI #	IDU TYPE	ODU MODEL	COOLING CAPACITY			HEATING CAPACITY				Energy Star	Energy Star Cold Climate	
				BTU/H	EER2 ⁶	SEER2 ⁷	BTU/H	COP 47°F	COP 5°F	HSPF2 IV ⁸			HSPF2 V
MULTI ZONE REGULAR	215223328	Non-Ducted	BMS500-AAM018-1CSXRD	18000	14.0	25.1	19000	3.8	2.3	9.8	7.8	Yes	Yes
	215223329	Ducted	BMS500-AAM018-1CSXRD	18000	12.0	20.0	19000	3.8	2.3	10.0	7.8	Yes	Yes
	215223330	Mixed (Ducted and Non-Ducted)	BMS500-AAM018-1CSXRD	18000	13.0	22.55	19000	3.8	2.3	9.9	7.8	Yes	Yes
	215223331	Non-Ducted	BMS500-AAM027-1CSXRD	27000	13.0	25.0	27000	3.8	2.0	9.5	7.0	Yes	Yes
	215223332	Ducted	BMS500-AAM027-1CSXRD	26600	12.0	21.0	26600	3.6	2.0	9.0	7.0	Yes	Yes
	215223333	Mixed (Ducted and Non-Ducted)	BMS500-AAM027-1CSXRD	26800	12.5	23.0	26800	3.7	2.0	9.25	7.0	Yes	Yes
	215223334	Non-Ducted	BMS500-AAM036-1CSXRD	36000	12.0	24.0	37000	3.5	2.0	9.5	7.0	Yes	Yes
	215223335	Ducted	BMS500-AAM036-1CSXRD	35000	11.7	20.0	37000	3.2	2.0	9.2	7.0	Yes	Yes
	215223336	Mixed (Ducted and Non-Ducted)	BMS500-AAM036-1CSXRD	35400	11.85	22.0	37000	3.35	2.0	9.35	7.0	Yes	Yes
	215223337	Non-Ducted	BMS500-AAM048-1CSXRD	47000	12.5	24.0	48000	3.8	2.0	10.3	8.0	Yes	Yes
MULTI ZONE MAX PERFORMANCE	215223338	Ducted	BMS500-AAM048-1CSXRD	45000	12.0	20.4	47000	3.9	2.1	10.6	8.1	Yes	Yes
	215223339	Mixed (Ducted and Non-Ducted)	BMS500-AAM048-1CSXRD	46000	12.25	22.2	47500	3.85	2.05	10.45	8.05	Yes	Yes
	215223316	Non-Ducted	BMS500-AAM018-1CSXHD	19000	15	25	20000	4.0	2.0	10.4	8.5	Yes	Yes
	215223317	Ducted	BMS500-AAM018-1CSXHD	19000	13	20	20000	4.0	2.0	10	8.0	Yes	Yes
	215223318	Mixed (Ducted and Non-Ducted)	BMS500-AAM018-1CSXHD	19000	14	22.5	20000	4	2.0	10.2	8.25	Yes	Yes
	215223319	Non-Ducted	BMS500-AAM027-1CSXHD	27000	12.5	23	27000	3.8	2.0	10.5	8.5	Yes	Yes
	215223320	Ducted	BMS500-AAM027-1CSXHD	28000	12	19	28000	3.6	2.0	9.5	7.7	Yes	Yes
	215223321	Mixed (Ducted and Non-Ducted)	BMS500-AAM027-1CSXHD	27400	12.25	21	27400	3.7	2.0	10.0	8.1	Yes	Yes
	215223322	Non-Ducted	BMS500-AAM036-1CSXHD	36000	13	23	36000	4.0	2.0	10.7	8.5	Yes	Yes
	215223323	Ducted	BMS500-AAM036-1CSXHD	36000	12	19.4	36000	3.8	2.0	10.4	8.8	Yes	Yes
	215223324	Mixed (Ducted and Non-Ducted)	BMS500-AAM036-1CSXHD	36000	12.5	21.2	36000	3.9	2.0	10.55	8.65	Yes	Yes
	215223325	Non-Ducted	BMS500-AAM048-1CSXHD	47000	12	23	49000	3.7	2.0	11.0	9.0	Yes	Yes
215223326	Ducted	BMS500-AAM048-1CSXHD	47000	11.7	20.4	48000	3.5	2.0	11.0	9.0	Yes	Yes	
215223327	Mixed (Ducted and Non-Ducted)	BMS500-AAM048-1CSXHD	47000	11.85	21.7	48500	3.6	2.0	11.0	9.0	Yes	Yes	

Order Information Multi Zone

MULTI ZONE SYSTEMS					
	BTU/H	18K (3 ZONE)	27K (4 ZONE)	36K (5 ZONE)	48K (6 ZONE)
ODU TYPE (CONDENSER) (PART NUMBER)	Regular	 8-733-962-695	 8-733-962-696	 8-733-962-697	 8-733-962-698
	MAX Performance	 8-733-962-699	 8-733-962-700	 8-733-962-701	 8-733-962-702

	BTU/H	6K	9K	12K	18K	24K	30K	36K
IDU TYPE (AIR HANDLER) (PART NUMBER)	Wall Mounted	 8-733-962-676	 8-733-962-672	 8-733-962-673	 8-733-962-674	 8-733-962-675	 8-733-962-677	 8-733-962-679
	One Way Cassette		 8-733-962-666	 8-733-962-667	 8-733-962-668			
	Four - Way Cassette* (2 X 2)		 8-733-962-716	 8-733-962-717	 8-733-962-718			
	Four - Way Cassette* (3 X 3)					 8-733-962-681		
	Medium Static Ducted		 8-733-962-709	 8-733-962-710	 8-733-962-711	 8-733-962-712		

(6) Energy Efficiency Ratio 2; Certified per AHRI 210/240. (7) Seasonal Energy Efficiency Ratio 2; Certified (8) HSPF2 = Heating Seasonal Performance Factor; Certified per AHRI 210/240. Note: Always check the rating plate for electrical data on the unit being installed. The listed data is for reference only. Please consult www.bosch-homecomfort.us for further details. per AHRI 210/240 Note: Always check the rating plate for electrical data on the unit being installed. The listed data is for reference only. Please consult www.bosch-homecomfort.us for further details. per AHRI 210/240. *Cassette decorative grille should be purchased separately.

Multi Zone Configuration Table Regular & **MAX** Performance

View Full Configuration Table
Scan or Click



CAPACITY ODU	1 ZONE					CAPACITY ODU	1 ZONE					
	1 ZONE	2 ZONES	3 ZONES	4 ZONES	5 ZONES		1 ZONE	2 ZONES	3 ZONES	4 ZONES	5 ZONES	6 ZONES
18K *BMS500-AA018-1CSXHD *8-733-962-699 BMS500-AA018-1CSXRD 8-733-962-695	12	6+6	6+6+6			48K *BMS500-AA048-1CSXHD *8-733-962-702 **BMS500-AA048-1CSXRD **8-733-962-698	30	6+24	6+6+18	6+6+6+6	6+6+6+6+6	6+6+6+6+6+6
	18	6+9	6+6+9				36	6+30	6+6+24	6+6+6+9	6+6+6+6+9	6+6+6+6+6+9
	24	6+12	6+9+9					6+36	6+6+30	6+6+6+18	6+6+6+6+12	6+6+6+6+6+12
		6+18	6+6+18					9+18	6+6+36	6+6+6+24	6+6+6+6+18	6+6+6+6+6+18
		9+9	6+6+24					9+24	6+9+9	6+6+9+9	6+6+6+6+24	6+6+6+6+6+24
		9+12	6+9+18					9+30	6+9+12	6+6+9+12	6+6+6+9+9	6+6+6+6+9+9
		12+12	6+12+12					9+36	6+9+18	6+6+9+18	6+6+6+9+12	6+6+6+6+9+12
		6+24	6+12+18					12+12	6+9+24	6+6+9+24	6+6+6+9+18	6+6+6+6+9+18
		9+18	9+12+12					12+18	6+9+30	6+6+12+12	6+6+6+9+24	6+6+6+6+12+12
		18	6+6	6+6+6	6+6+6+6			12+24	6+9+36	6+6+12+18	6+6+6+12+12	6+6+6+6+9+24
	24	6+9	6+6+9	6+6+6+9			12+30	6+12+18	6+6+12+24	6+6+6+12+18	6+6+6+9+9+9	
	30	6+12	6+6+12	6+6+6+12			12+36	6+12+12	6+6+18+18	6+6+6+12+24	6+6+6+9+9+12	
		6+18	6+6+18	6+6+9+9			18+18	12+36	6+6+18+24	6+6+6+18+18	6+6+6+6+12+24	
		6+24	6+6+24	6+6+9+12			18+24	18+18	6+9+9+9	6+6+6+18+24	6+6+6+9+12+12	
		9+9	6+9+9	6+9+9+9			18+30	18+24	6+9+9+12	6+6+9+9+9	6+6+6+9+12+18	
		9+12	6+9+12	6+9+9+12			18+36	18+30	6+9+9+18	6+6+9+9+12	6+6+6+12+12+12	
		9+18	6+9+18	9+9+9+9			24+24	18+36	6+9+9+24	6+6+9+9+18	6+6+6+9+9+24	
		9+24	6+12+12	9+9+9+18			24+30	24+24	6+9+12+12	6+6+9+9+24	6+6+9+9+9+9	
		12+12	6+12+18	9+9+12+12			24+36	24+30	6+9+12+18	6+6+9+12+24	6+6+9+9+9+12	
		12+18	9+9+9	9+9+12+18				24+36	6+9+12+24	6+6+9+18+24	6+6+6+9+12+24	
		12+24	9+9+12	9+12+12+12					6+9+18+18	6+6+12+12+12	6+6+9+9+12+12	
		18+18	9+9+18	12+12+12+12					6+9+18+24	6+6+12+12+18	6+6+9+9+12+18	
			9+12+12	6+12+12+12					6+12+12+12	6+6+12+12+24	6+6+6+12+12+24	
			12+12+12	6+12+12+18					6+12+12+18	6+6+12+18+18	6+6+9+9+9+24	
	24	6+18	6+6+6	6+6+6+6	6+6+6+6+6				6+12+12+24	6+6+12+18+24	6+6+9+9+12+24	
	30	6+24	6+6+9	6+6+6+9	6+6+6+6+9				6+12+18+18	6+6+18+18+18	6+6+9+12+12+24	
	36	9+9	6+6+12	6+6+6+12	6+6+6+6+12				6+12+18+24	6+6+18+18+24	6+6+12+12+12+12	
		9+12	6+6+18	6+6+6+18	6+6+6+6+18				9+9+9+9	6+9+9+18+24	6+6+12+12+12+18	
		9+18	6+6+24	6+6+6+24	6+6+6+9+9				6+18+18+18	6+9+12+18+24	6+6+12+12+12+24	
		9+24	6+9+9	6+6+9+9	6+6+6+9+12				6+18+18+24	6+9+18+18+18	6+9+9+12+12+18	
		12+12	6+9+12	6+6+9+12	6+6+6+9+18			9+9+12+12	6+12+12+12+24	6+9+9+12+12+24		
		12+18	6+12+24	6+6+9+18	6+6+9+9+9			9+9+12+18	6+12+12+18+18	6+9+12+12+12+12		
		12+24	6+18+18	6+6+9+24	6+6+9+9+12			9+9+12+24	6+12+18+18+18	6+9+12+12+12+18		
		18+18	6+6+30	6+6+12+12	6+6+9+9+18			9+9+18+18	9+9+9+18+24	6+12+12+12+12+12		
		6+30	6+6+36	6+6+12+18	6+9+9+9+12			9+9+18+24	9+9+12+12+24	6+12+12+12+12+18		
		6+36	6+9+30	6+6+12+24	6+9+9+9+18			9+12+12+12	9+9+12+18+18	9+9+9+9+9+24		
		9+30	6+12+30	6+6+18+18	9+9+9+9+9			9+12+12+18	9+9+12+18+24	9+9+9+9+12+18		
		9+36	6+18+24	9+9+18+24	9+9+9+9+12			9+12+12+24	9+9+18+18+18	9+9+9+9+12+24		
		12+30	9+9+30	9+12+12+18	6+6+6+12+12			9+12+18+18	9+12+12+12+24	9+9+9+12+12+18		
		12+36	9+18+24	9+12+12+24	6+6+6+12+18			9+12+18+24	9+12+12+18+18	9+9+12+12+12+12		
		18+24	12+12+12	9+12+18+18	6+6+9+12+12			9+18+18+18	12+12+12+12+18	9+9+12+12+12+18		
		18+30	12+18+24	9+18+18+18	6+6+12+12+12			12+12+18+24	12+12+12+12+24	9+12+12+12+12+12		
		24+24	18+18+18	12+12+12+18	6+9+9+12+12			12+18+18+18	12+12+12+18+18	12+12+12+12+12+12		

Note: **Black** fields can be used for Max Performance or Regular. **Green** fields Multizone Max Performance only. **Blue** Multizone Regular only. Please refer to the Multizone zone ODU Submittal sheet (ESS) or IOM (installation manual) for more available IDU combinations 1. If total indoor units load exceeds nominal capacity of outdoor unit, the practical output capacity of every indoor unit will be correspondingly reduced. This situation is very evidently during heating mode.



Part Numbers and Descriptions (R-454B)

MODEL NUMBER	PART NUMBER	DESCRIPTION
BMS500-AAS012-0AHWXD	8-733-962-670	12K Single Zone Wall Mount 115V
BMS500-AAS012-0CSXRD	8-733-962-671	12K Single Zone CS Regular 115V
BMS500-AAS009-1CSXRD	8-733-962-684	9K Single Zone CS Regular 230V
BMS500-AAS009-1CSXHD	8-733-962-688	9K Single Zone CS MP 230V
BMS500-AAU006-1AHWXD	8-733-962-676	6K Universal Wall Mount 230V
BMS500-AAU009-1AHWXD	8-733-962-672	9K Universal Wall Mount 230V
BMS500-AAU009-1AHZXD	8-733-962-666	9K Universal 1W-Cassette 230V
BMS500-AAU009-1AHDXD	8-733-962-709	9kBTu Ducted IDU 208-230V
BMS500-AAU009-1AHCXD	8-733-962-716	9kBTU Universal 4W-Cassette 230V
BMS500-AAS012-1CSXRD	8-733-962-685	12K Single Zone CS Regular 230V
BMS500-AAS012-1CSXHD	8-733-962-689	12K Single Zone CS MP 230V
BMS500-AAU012-1AHWXD	8-733-962-673	12K Universal Wall Mount 230V
BMS500-AAU012-1AHZXD	8-733-962-667	12K Universal 1W-Cassette 230V
BMS500-AAU012-1AHDXD	8-733-962-710	12kBTu Ducted IDU 208-230V
BMS500-AAU012-1AHCXD	8-733-962-717	12kBTU Universal 4W-Cassette 230V
BMS500-AAS018-1CSXRD	8-733962-686	18K Single Zone CS Regular 230V
BMS500-AAS018-1CSXHD	8-733-962-690	18K Single Zone CS MP 230V
BMS500-AAM018-1CSXRD	8-733-962-695	18K Multi Zone CS Regular 230V
BMS500-AAM018-1CSXHD	8-733-962-699	18K Multi Zone CS MP 230V
BMS500-AAU018-1AHWXD	8-733-962-674	18K Universal Wall Mount 230V
BMS500-AAU018-1AHZXD	8-733-962-668	18K Universal 1W-Cassette 230V
BMS500-AAU018-1AHDXD	8-733-962-711	18kBTu Ducted IDU 208-230V
BMS500-AAU018-1AHCXD	8-733-962-718	18kBTU Universal 4W-Cassette 230V
BMS500-AAS024-1CSXRD	8-733-962-687	24K Single Zone CS Regular 230V
BMS500-AAS024-1CSXHD	8-733-962-691	24K Single Zone CS MP 230V
BMS500-AAU024-1AHWXD	8-733-962-675	24K Universal Wall Mount 230V
BMS500-AAU024-1AHCXD	8-733-962-681	24K Universal 4W-Cassette 230V
BMS500-AAU024-1AHDXD	8-733-962-712	24kBTu Ducted IDU 208-230V
BMS500-AAM027-1CSXRD	8-733-962-696	27K Multi Zone CS Regular 230V
BMS500-AAM027-1CSXHD	8-733-962-700	27K Multi Zone CS MP 230V
BMS500-AAS030-1CSXRD	8-733-962-678	30K Single Zone CS Regular 230V
BMS500-AAU030-1AHWXD	8-733-962-677	30K Single Zone Wall Mount 230V
BMS500-AAS036-1CSXRD	8-733-962-680	36K Single Zone CS Regular 230V
BMS500-AAS036-1CSXLD	8-733-962-692	36K Single Zone CS LC 230V
BMS500-AAM036-1CSXRD	8-733-962-697	36K Multi Zone CS Regular 230V
BMS500-AAM036-1CSXHD	8-733-962-701	36K Multi Zone CS MP 230V
BMS500-AAU036-1AHWXD	8-733-962-679	36K Single Zone Wall Mount 230V
BMS500-AAU036-1AHCXD	8-733-962-682	36K Universal 4W-Cassette 230V
BMS500-AAU036-1AHDXD	8-733-962-713	36kBTu Ducted IDU 208-230V
BMS500-AAS048-1CSXLD	8-733-962-693	48K Single Zone CS LC 230V
BMS500-AAM048-1CSXRD	8-733-962-698	48K Multi Zone CS Regular 230V
BMS500-AAM048-1CSXHD	8-733-962-702	48K Multi Zone CS MP 230V
BMS500-AAU048-1AHCXD	8-733-962-683	48K Universal 4W-Cassette 230V
BMS500-AAU048-1AHDXD	8-733-962-714	48kBTu Ducted IDU 208-230V
BMS500-AAS060-1CSXLD	8-733-962-694	60K Single Zone CS LC 230V
BMS500-AAU060-1AHDXD	8-733-962-715	60kBTu Ducted IDU 208-230V

Accessory Information

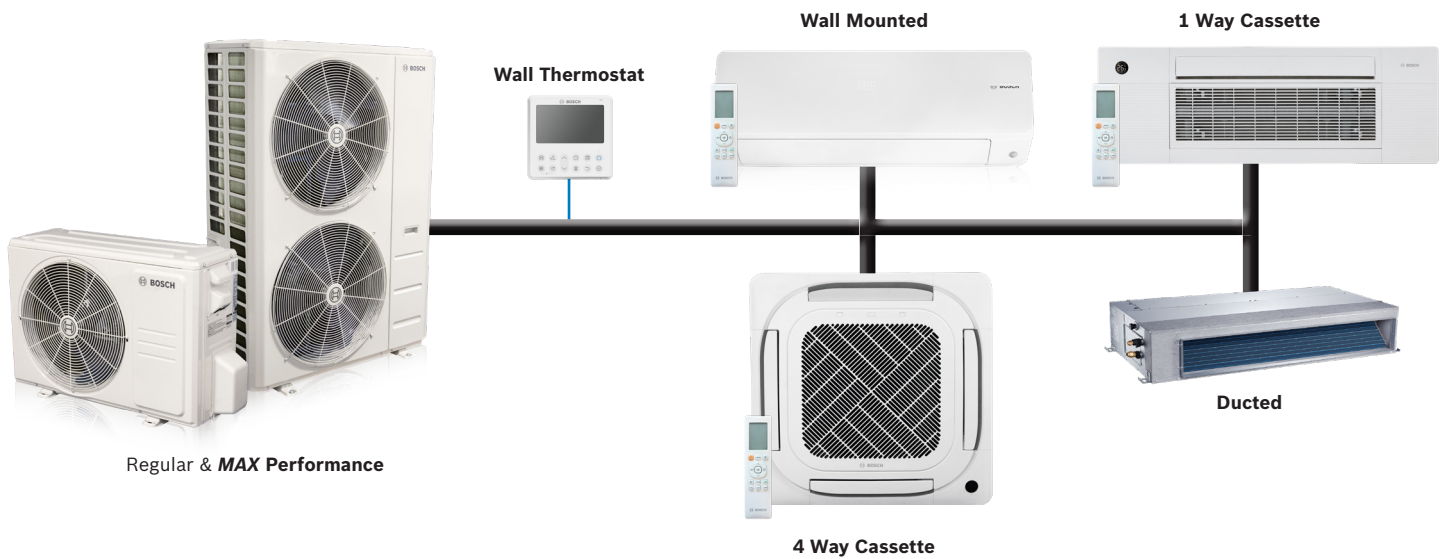


THERMOSTATS	
MODEL	PART NUMBER
Gen 4- Wired Wall Thermostat for Wall Mounted, Cassettes & Ducted IDU	8-733-962-707
Gen 4 - 24V mini interface	8-733-969-263
Bosch Wi-Fi Thermostat BCC110	7-738-007-442

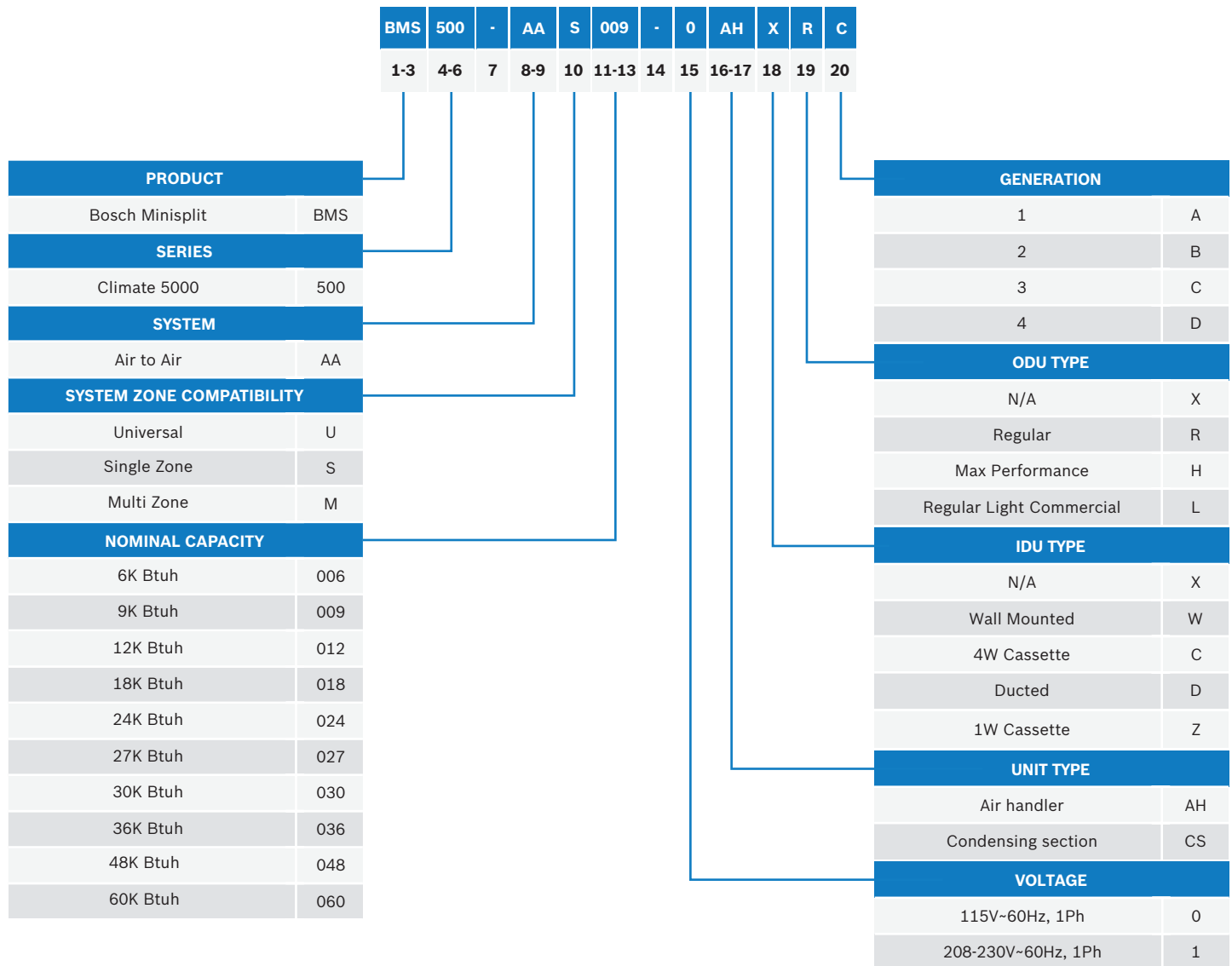


CASSETTE DECORATIVE GRILLE	
MODEL	PART NUMBER
Compact Cassette Grille 2'x2' (9K, 12K & 18K)	8-733-962-708
Compact Cassette Grille 3'x3' (24K, 36K & 48K)	8-733-962-703

Single & Multi Zone Systems*



Code String Interpreter



*Light commercial is available for 4WCST / Ducted, and wall mounted for some models.

About Bosch

Bosch Home Comfort Group in North America

Bosch Home Comfort Group is a leading source of high quality water heating and comfort systems. The company offers gas tankless, electric whole house and point-of-use water heaters, Bosch and Buderus floor-standing and wall mounted boilers, Bosch and FHP geothermal, water-source and air-source systems as well as controls and accessories for all product lines. Bosch Home Comfort is committed to being Simply Smart by offering products that work together as integrated systems that enhance quality of life in an ultra-efficient and environmentally friendly manner. For more information, visit bosch-homecomfort.us.

Bosch Group

The Bosch Group is a leading global supplier of technology and services in the areas of Automotive, Industrial Technology, Consumer Goods and Building Technology. The company was founded in Stuttgart, Germany, in 1886 and presently has more than 440 subsidiaries and is represented in over 150 countries.

In the U.S., Canada and Mexico, the Bosch Group manufactures and markets automotive original equipment and aftermarket solutions, industrial drives and control technology, power tools, security and communication systems, packaging technology, home comfort solutions, household appliances and software solutions. The Bosch Group's products and services are designed to improving quality of life by providing innovative and beneficial solutions. In this way, the company offers technology worldwide that is Invented for life. Additional information is available online at www.bosch.com



Bosch Home Comfort Group

Watertown, MA | Londonderry, NH | Ft. Lauderdale, FL

General Inquiries: 1-866-642-3198

Copyright © 2025 Bosch Home Comfort Group
All rights reserved. Subject to change without notice.

76H991889A 2-25

www.bosch-homecomfort.us